



CANADIAN  
PARENTS  
FOR FRENCH  
SASKATCHEWAN



## Vocabulaire des contes de fées

### “Hansel et Gretel”

Link to read the story yourself: <https://www.thefablecottage.com/french/hansel-et-gretel>

#### French

Un Bûcheron

Une Sorcière

Les Bonbons

Une Maison

Pain d'Épice

Les Couvertures

Une Recette

Une Vielle Dame



#### English

Wood cutter

Witch

Candy

House

Gingerbread

Blankets

Recipe

Old Lady

# “Hansel et Gretel”

Mots-Mélés

Peux-tu trouver les mots de vocabulaire ?


R U T L D C V S Z X E E F N U  
K B P N V I O C N P X A K O N  
N U I H E V Q U E O S M T S E  
F A K L B N U A V V B H X I R  
P F L T G I H P M E N N B A E  
O E J S V C E I M K R V O M C  
D O V A Z U P O F M S T I B E  
T X S L Q D Y B K O U Y U P T  
M I H A S F Ô W X V F F M R T  
P Y K T Z C É P I C E A T T E  
V R H E H R G H R A G E M A D  
M H V E C T H T X U X O T S Q  
B O R E R È I C R O S K B R Q  
A O B Q Y Z U O O T X G E D O  
N G D O Z Z C V M V E P Z L S

# Les Réponses

R U T L D G V S Z X E E F N W  
K B P N V I O C N P X A K O N  
N U I H E V Q U E O S M T S E  
F A K L B N U A V V B H X I R  
P F L T G I H P M E N N B A E  
O E J S V C E I M K P V O M C  
D O V A Z U P O F M S T I B E  
T X S L Q D Y B K O U Y U P T  
M I H A S F O W X V F F M P T  
P Y K T Z C É P I C E A T T E  
V R H E H R G H R A G E M A D  
M H V E C T H T X U X O T S Q  
B O R E R È I C R O S K B R Q  
A O B Q Y Z U O O T X G E D O  
N G D O Z Z C V M V E P Z L S

# GINGERBREAD HOUSE CRAFT



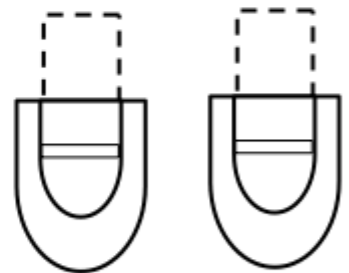



© ThePrintablesFairy - For personal use only




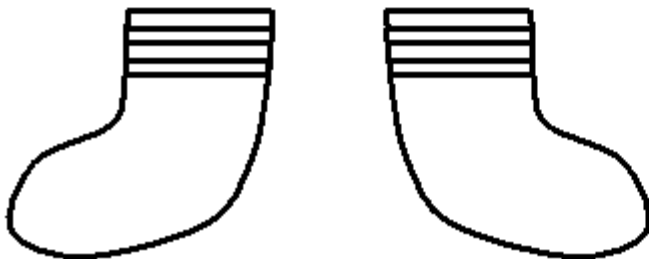

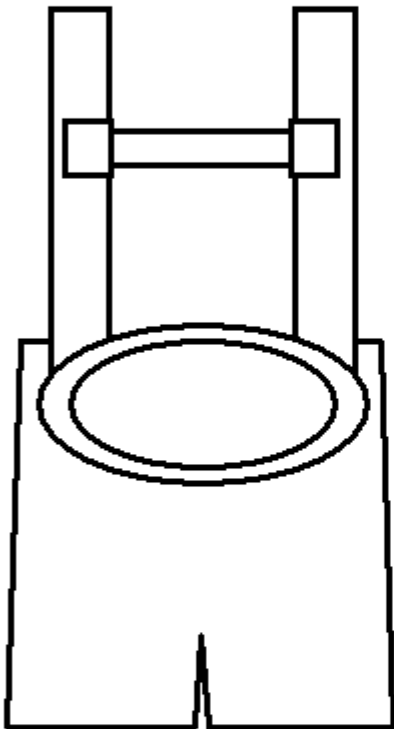

# GINGERBREAD HOUSE CRAFT

© ThePrintablesFairy - For personal use only














# recipe: Chocolate Mug Cake



**ingredients:** 1/4 cup semi-sweet chocolate chips  
1/4 cup flour                      1/4 cup milk  
1/4 cup sugar                      1/4 cup butter - melted  
1/4 cup cocoa powder       2 eggs - beaten  
pinch of salt                      1 tsp. vanilla extract

**directions:** In a mixing bowl, stir together flour, sugar, cocoa powder, and salt. Add milk, butter, eggs, and vanilla. Stir well. Fold in chocolate chips. Divide batter between 2 microwave safe cups, then sprinkle tops with a few chocolate chips. Microwave both cups at the same time on high for 2 minutes. Cakes will rise to rim then settle back down as it cools. Allow cakes to cool for 15 minutes. Cakes should be cooked but very moist and gooey in the middle.

I Need Parent Help

I Can Do It On My Own



# recipe: \_\_\_\_\_



**ingredients:** \_\_\_\_\_  
\_\_\_\_\_  
\_\_\_\_\_

**directions:** \_\_\_\_\_  
\_\_\_\_\_  
\_\_\_\_\_  
\_\_\_\_\_  
\_\_\_\_\_

I Need Parent Help

I Can Do It On My Own



# recipe: Easy Microwave Fudge




**ingredients:** 3 cups semi-sweet chocolate chips  
1 (14 oz) can sweetened condensed milk  
1/4 cup butter - unsalted  
dash of salt  
nuts, candies, or cookies to add to fudge

**directions:** Place chocolate chips, milk and butter in microwave safe bowl. Zap in microwave on medium until chips are melted - about 3-5 minutes, stirring once or twice during cooking. Stir in nuts if desired.

Pour into well greased 8x8 glass baking dish. Top with favorite candies (like m&ms) or cookies (crushed oreos).

Refrigerate until set.



I Need Parent Help

I Can Do It On My Own

# recipe: \_\_\_\_\_



**ingredients:** \_\_\_\_\_  
\_\_\_\_\_  
\_\_\_\_\_

**directions:** \_\_\_\_\_  
\_\_\_\_\_  
\_\_\_\_\_  
\_\_\_\_\_  
\_\_\_\_\_  
\_\_\_\_\_



I Need Parent Help

I Can Do It On My Own

# recipe: Blueberry Cheesecake Parfaits



ingredients: 18 oz blueberries

2 TBL sugar - divided

9 oz softened cream cheese

3/4 cup creme fraiche

1/4 TBL vanilla

8 graham crackers

directions: Place 3/4 of berries and 1 TBL sugar in a saucepan. Cover and simmer for 5 minutes, or until berries are soft. Stir in remaining berries and let cool. Use a wooden spoon and beat cream cheese, creme fraiche, 1 TBL sugar and vanilla together in a bowl. Create parfaits by adding spoonful of blueberry sauce in a cup. Then add a spoonful of cream cheese mixture, then crushed graham crackers. Repeat layers and chill for 1 hour.



I Need Parent Help

I Can Do It On My Own

# recipe: \_\_\_\_\_



ingredients: \_\_\_\_\_

directions: \_\_\_\_\_



I Need Parent Help

I Can Do It On My Own

recipe: \_\_\_\_\_



ingredients: \_\_\_\_\_

directions: \_\_\_\_\_

I Need Parent Help

I Can Do It On My Own



recipe: \_\_\_\_\_




ingredients: \_\_\_\_\_

directions: \_\_\_\_\_

I Need Parent Help

I Can Do It On My Own



# recipe: Apple Snack Wedge



## ingredients:

2 medium apples

1 cup Rice Chex, crushed

1-1/2 teaspoons packed brown sugar

2 tablespoons creamy peanut butter

## directions:

Cut apples into 6 wedges. Pat dry with paper towels.

In a small bowl, combine the cereal and brown

sugar. Spread cut sides of apples with peanut butter.

Roll in cereal mixture. Serve immediately! Yum :)

I Need Parent Help

I Can Do It On My Own

