



CANADIAN
PARENTS
FOR FRENCH
SASKATCHEWAN



Vocabulaire des contes de fées

“Blanche Neige”

Link to read the story yourself: <https://www.thefablecottage.com/french/blanche-neige>

French

Un Nain

Une Pomme

Empoisonné

Blanche-Neige

Miroir

La Chasseur

Éternuer

Le Chalet



English

Dwarf

Apple

Poisoned

Snow White

Mirror

Hunter

Sneeze

Cottage

Blanche Neige

Mots-Mélés

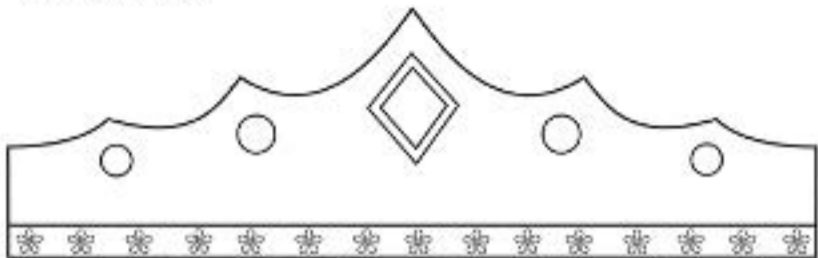
Peux-tu trouver les mots de vocabulaire ?


| | | | | | | | | | | | | | | |
|---|---|---|---|---|---|---|---|---|---|---|---|---|---|---|
| M | R | W | G | G | A | S | N | K | T | G | T | S | N | A |
| I | U | D | H | I | A | V | E | O | R | U | K | K | I | D |
| R | B | J | G | X | E | M | P | O | I | S | O | N | N | É |
| O | A | L | X | P | M | B | A | Y | L | J | P | C | S | C |
| I | O | C | A | O | X | Q | K | A | B | B | R | N | Q | Q |
| R | Y | W | P | N | J | O | C | L | S | Q | I | I | C | A |
| V | D | E | M | F | C | H | I | L | X | I | L | A | Y | B |
| T | N | P | J | G | A | H | P | Z | M | M | A | N | O | L |
| U | E | U | Q | S | M | S | E | F | F | L | M | N | O | W |
| L | X | L | S | Y | P | I | W | N | R | L | R | U | Z | T |
| A | D | E | A | R | E | U | N | R | E | T | É | Q | B | O |
| O | U | W | Y | H | Y | A | A | H | J | I | T | I | O | A |
| R | Y | T | X | H | C | R | E | I | W | S | G | U | I | N |
| O | I | H | P | W | W | E | G | O | W | L | W | E | Y | C |
| I | X | A | H | B | F | N | L | Z | F | R | Y | J | Q | X |


Les Réponses

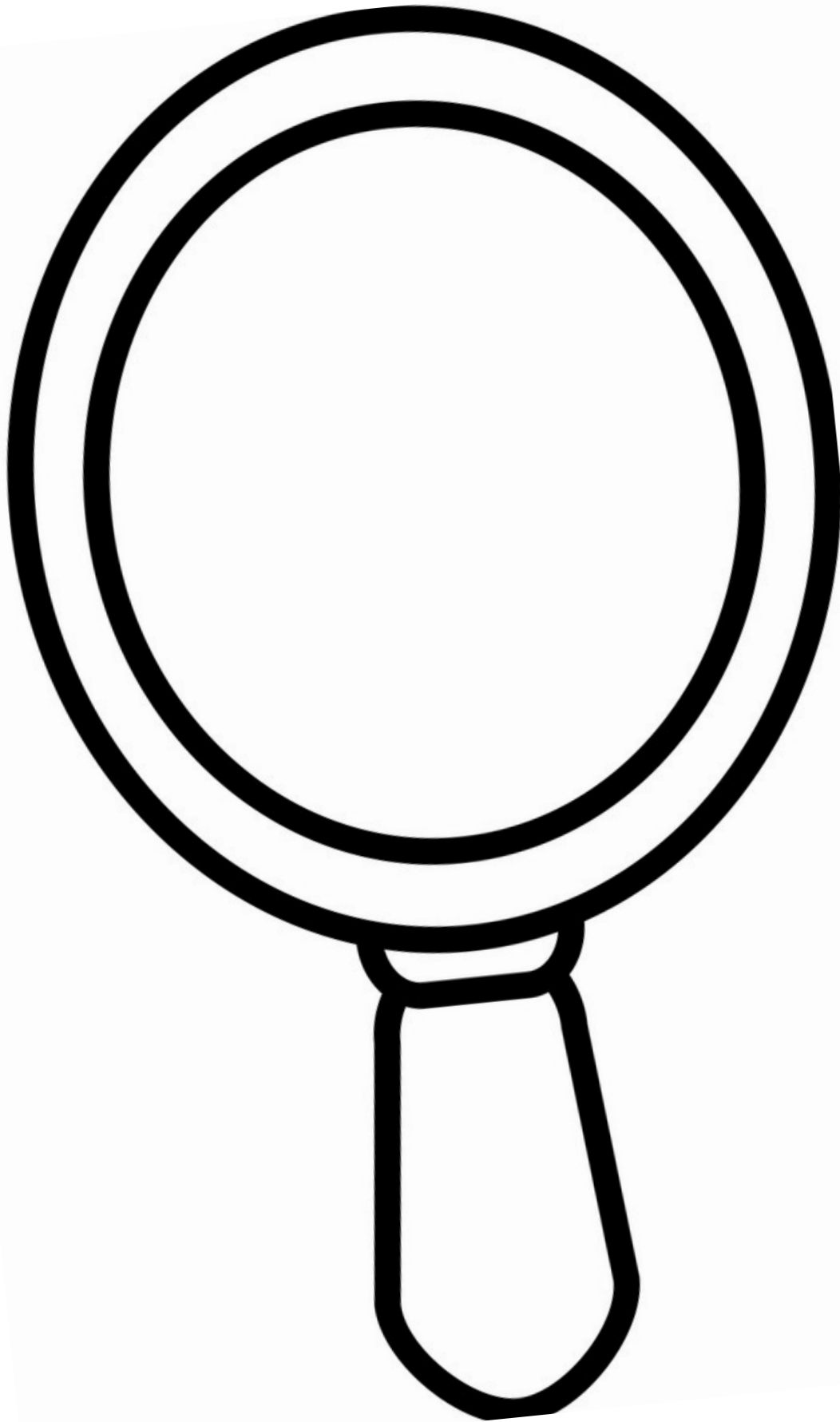
| | | | | | | | | | | | | | | |
|---|---|---|---|---|---|---|---|---|---|---|---|---|---|---|
| M | R | W | G | G | A | S | N | K | T | G | T | S | N | A |
| I | U | D | H | I | A | V | E | O | R | U | K | K | I | D |
| R | B | J | G | X | E | M | P | O | I | S | O | N | N | É |
| O | A | L | X | P | M | B | A | Y | L | J | P | C | S | C |
| I | O | C | A | O | X | Q | K | A | B | B | R | N | Q | Q |
| R | Y | W | P | N | J | O | Z | L | S | Q | I | I | C | A |
| V | D | E | M | F | C | H | I | L | X | I | L | A | Y | B |
| T | N | P | J | G | A | H | P | Z | M | M | A | N | O | L |
| U | E | U | Q | S | M | S | E | F | F | L | M | N | O | W |
| L | X | L | S | Y | P | I | W | N | R | L | R | U | Z | T |
| A | D | E | A | R | E | U | N | R | E | T | É | Q | B | O |
| O | U | W | Y | H | Y | A | A | H | J | I | T | I | O | A |
| R | Y | T | X | H | C | R | E | I | W | S | G | U | I | N |
| O | I | H | P | W | W | E | G | O | W | L | W | E | Y | C |
| I | X | A | H | B | F | N | L | Z | F | R | Y | J | Q | X |

CROWN TEMPLATE 6
(PRINT AND COLOR)










Seven Dwarf Beard Template

INSTRUCTIONS: Print our Beard Template out onto regular paper. Use to cut beards out of felt or paper for each party guest. Cut out holes as indicated and fit with an optional mini scrapbooking eyelet to provide extra durability. During the Snow White birthday party provide glue and cotton balls for the children to use in making their dwarf beards. String white elastic cording through the holes and fit beard to child's face.



Snow White's Prince



Snow White



Sleepy







Happy



Grumpy



Dopey

Memory Card Game



Copyright © Miravalles Magi, 2021



Copyright © Miravalles Magi, 2021



Copyright © Miravalles Magi, 2021



Copyright © Miravalles Magi, 2021



Copyright © Miravalles Magi, 2021



Copyright © Miravalles Magi, 2021



Copyright © Minnie and Magi, 2020



Copyright © Minnie and Magi, 2020



Copyright © Minnie and Magi, 2020



Copyright © Minnie and Magi, 2020



Copyright © Minnie and Magi, 2020



Copyright © Minnie and Magi, 2020

recipe: Microwave Apple Crisp



ingredients:

2tbsp butter, 2tbsp brown sugar, 2tbsp oats,
2tbsp flour, 1tsp cinnamon

Apple base: 1 apple, 1/2tbsp butter, 2tbsp brown
sugar, 1tbsp sugar, 1tsp cornstarch, 1tsp cinnamon

directions:

- ① Crumble: Combine all ingredients and stir with fork; set aside
- ② Apple base: Combine apple and butter in medium microwavable bowl; Cook in microwave for 1 minute
- ③ Add sugars, cornstarch and cinnamon
- ④ Sprinkle crumble toppings evenly
- ⑤ Microwave ~ 2 minutes (range: 1 1/2 min - 2 min)



I Need Parent Help

I Can Do It On My Own